

# HLL BIOTECH LIMITED, CHENNAI

## INTEGRATED VACCINES COMPLEX, CHENGALPATTU


HLL BIOTECH LIMITED (Publicly Listed Company) (Government of India Company)	User Requirement Specifications			
	Equipment/System	Mobile CIP Trolley		
	Identification	B1-CIT 01 B1-CIT 02	Document	URS/CIT 02
	Effective Date	31-03-2016	Revision	00

## User Requirement Specifications Mobile CIP Trolley

Block Code	Area	Identification #	Qty (Nos)	Capacity(WV)
B1	Multiple Bacterial Block-Hep B	B1-CIT-01	1	NA
B1	Multiple Bacterial Block-Hep B	B1-CIT-02	1	NA

# HLL BIOTECH LIMITED, CHENNAI

## INTEGRATED VACCINES COMPLEX, CHENGALPATTU

nne pharmaplan	User Requirement Specifications				 HBL LIMITED (Incorporated in India) (Government of India Company)
	Equipment/System	Mobile CIP Trolley			
	Identification	B1-CIT 01 B1-CIT 02	Document	URS/CIT 02	
	Effective Date	31-03-2016	Revision	00	

### URS Annexure List

URS Annex No.	Detail
1	CIP trolley Schematic
2	List of preferred MAKE of components





# HLL BIOTECH LIMITED, CHENNAI

## INTEGRATED VACCINES COMPLEX, CHENGALPATTU

HBL HLL BIOTECH LIMITED (A Company of HBL Group)	User Requirement Specifications			
	Equipment/System	Mobile CIP Trolley		
	Identification	B1-CIT 01 B1-CIT 02	Document	URS/CIT 02
	Effective Date	31-03-2016	Revision	00

### 2.0 EQUIPMENT DESCRIPTION

The equipment described by this URS is a "Mobile CIP Trolley".

Mobile CIP trolley will be used to re-circulate the cleaning media inside the vessel/ closed equipment.

- The skid consists of Centrifugal pump with variable frequency drive, Pneumatic diaphragm valves, Flow Switch, Conductivity sensor, interconnecting SS pipes and flexible hoses for connection between the inlet/ outlet of vessel.

The assembly is mounted on a SS skid with lockable castor wheels with anti-static property.

#### Note:

I.	This Technical Specification is the basis for an inquiry to a vendor and therefore the basis for the vendor's proposal.
II.	The vendor is asked to state in "REMARKS" column with "yes" if the described requirement will be completely fulfilled and with "no" in case the requirement will not or cannot be fulfilled with the proposed equipment. In case of an deviation a comment must be inserted or enclosed as a separate annexure by referring to the respective URS specification number.
III.	The vendor must clearly comment each item of the Technical Specification. The comments must be in English language. If extra cost for necessary options becomes necessary the item must be clearly stated.
IV.	In case that the requirement includes a question or request or information from the vendor, the answer / information should be stated in the "REMARKS" column.
V.	The final version of this document including the vendor's comments will become basis of a potential purchase order or contract.
VI.	The Technical Specification serves to define a summary of all vendors' requirements concerning scope of delivery and services.
VII.	The vendor is responsible for technically unobjectionable function of the equipment. This TS is not intended to dictate a technical design to the vendor. If agreed upon with the vendor, the vendor can apply his practically proven design.
VIII.	Special Instruction a. If no comments against any specification should be considered as "NO" and b. If there is no reply / comments against the complete URS by the vendor then it should be treated as unresponsive / technically non-compliant and rejected.
IX.	All the instruments and controls mentioned in the URS(s) are expected to be standard supply and part of your standard equipment model. In case of any deviation or redundancy or additional scope of supply is noticed, vendor is required to obtain clarification from HBL before submitting the quotes.
X.	The makes requested are standard international makes. In case of any deviation, vendor to seek clarification from HBL before submitting the offers.
XI.	Refer document Installation Requirement Specification and Specific Instructions with URS; NPI_120310_IRS_S1_01

# HLL BIOTECH LIMITED, CHENNAI

## INTEGRATED VACCINES COMPLEX, CHENGALPATTU

User Requirement Specifications				
	Equipment/System	Mobile CIP Trolley		
	Identification	B1-CIT 01 B1-CIT 02	Document	URS/CIT 02
	Effective Date	31-03-2016	Revision	00




XII. Refer Tender document with URS; NPI\_120310\_EQP\_S1\_TD\_16

Specifications	Remarks
<b>3.0 PROCESS DESCRIPTION</b>	
<b>3.1 INPUT &amp; CHARGING METHOD</b>	
The outlet of the vessel will be connected with the inlet of the pump and inlet spray ball port of the vessel will be connected with the outlet of the pump with the help of flexible hoses.	
<b>3.2 BRIEF PROCESS STEPS</b>	
<ul style="list-style-type: none"> <li>The outlet of the vessel will be connected with the inlet of the centrifugal pump.</li> <li>The pump outlet is connected to the spray ball.</li> <li>The CIP solution from the main CIP system will be charged into the vessel.</li> <li>The solution will be recirculated with the help of centrifugal pump provided on CIP trolley.</li> <li>The drain of the trolley will be connected to the room drain and the solution will be drained as per cycle time</li> </ul>	
<b>3.3 OUTPUT &amp; DISCHARGING METHOD</b>	
The drain of the trolley will be connected to the room drain and the media will be drained as per cycle time.	
<b>4.0 PRODUCTIVITY REQUIREMENT</b>	
<b>4.1 DESIRED/ SUGGESTED CAPACITY</b>	
Cleaning capacity of the vessels shall be of 300-1200L	
<b>4.2 STANDARD BATCH SIZE</b>	
Not Applicable	
<b>4.3 CHANGE OVER TIME</b>	
Not applicable	
<b>4.4 OTHER PRODUCTIVITY REQUIREMENT</b>	
Not applicable	
<b>5.0 CONTAINMENT</b>	
Not Applicable	

# HLL BIOTECH LIMITED, CHENNAI

## INTEGRATED VACCINES COMPLEX, CHENGALPATTU

nne pharmanplan'	User Requirement Specifications			
	Equipment/System	Mobile CIP Trolley		
	Identification	B1-CIT 01 B1-CIT 02	Document	URS/CIT 02
	Effective Date	31-03-2016	Revision	00



HLLBIOTECH LIMITED  
Sole-PS User and  
A-Contracted Supplier

### Specifications

#### Remarks

#### 6.0 GMP REQUIREMENTS

##### 6.1 PROCESS CONTROL

The equipment must operate and control the following process cycle:

6.1.1 Duration of each cycle.

6.1.2 Conductivity (0 to 20  $\mu$ S/cm)

6.1.3 No flow - cut-off of pump

##### 6.2 FAILURE MODE DETECTION

6.2.1 Equipment shall be capable to detect the following failure, notify the operator with alarm and shutdown the process:

a) Emergency stop activated

b) Power

6.2.2 Following condition need only notification to operator for procedural control

a) End of any/all process sequence.

##### 6.3 IN-PROCESS CONTROL

Not Applicable

##### 6.4 LEVEL OF INSTRUMENTATION

Sufficient and suitable instrumentation for the process, safety and productivity control as indicated in the following table:


Type of control	Purpose	Instrumentation
Flow	To check flow	Flow switch
Speed	To control the speed	Variable Frequency Drive (VFD)
Conductivity	CIP Recirculation / Drain Line Conductivity	Conductivity monitor / indicator
pH	To check the pH in the recirculation / drain line	pH monitor / indicator

##### 6.5 BATCH DATA DISPLAY AND RECORD PRINTING

6.5.1 Refer IRS(Installation requirement Specification and Specific Instructions)

# HLL BIOTECH LIMITED, CHENNAI

## INTEGRATED VACCINES COMPLEX, CHENGALPATTU

nne pharmaplan'	User Requirement Specifications				 HBL BIOTECH LIMITED Sector 49, Gurgaon (Haryana)
	Equipment/System	Mobile CIP Trolley			
	Identification	B1-CIT 01 B1-CIT 02	Document	URS/CIT 02	
	Effective Date	31-03-2016	Revision	00	

Specifications		Remarks
6.5.2	Non editable data shall be available / transferred to USB Drive for printing the batch report, alarm log	
6.5.3	HMI should be provided	
<b>6.6 GMP REQUIREMENTS (OTHERS)</b>		
6.6.1	All valve, flexible pipe connections and joints should be sanitary type (preferably tri-clover connection).	
<b>6.7 SPECIFIC REQUIREMENTS</b>		
6.7.1	All attachments required for fixing nozzles, supply pipes and return pipes should be provided by vendor only	
6.7.2	All the operations should be automatic through control panel, without any manual interventions using pneumatic actuated diaphragm valves.	
6.7.3	All the flexible piping used for cleaning services should be of SS re-enforced and PTFE lined to withstand pressure, temperature.	
6.7.4	Solvent may be used for cleaning hence all electrical connection /accessories should be flame proof.	
6.7.5	The pump should have a VFD.	
6.7.6	Cables, air tubes and regulators etc. required from the point (single utility point) to equipment is in scope of vendor	
6.7.7	Vendor to perform a criticality assessment to assess the applicability of the system to Part 11 regulation. Software, if used to generate, process, store the quality critical data must be validated and must comply 21 CFR Part 11 requirements	
6.7.8	<b>Pump specification:</b> <b>Flow rate:</b> 6-8 m <sup>3</sup> / h (Vendor to specify) <b>Operating temperature:</b> 80-90°C <b>MOC:</b> SS316L <b>Seal:</b> FDA approved	
6.7.9	From user point to the equipment, food grade SIPable flexible hose (2 m, 2 nos) with 1 inch TC end should be provided for all vessels.	
6.7.10	From the equipment to the drain, food grade SIPable flexible hose (3 m, 2 nos) with 1 inch TC end should be provided for all vessels.	
<b>7.0 CONSTRAINTS</b>		
<b>7.1 EQUIPMENT LOCATION AND AVAILABLE SPACE</b>		
These equipment will be installed in the Multiple :		

# HLL BIOTECH LIMITED, CHENNAI

## INTEGRATED VACCINES COMPLEX, CHENGALPATTU

nne pharmaplan

### User Requirement Specifications

Equipment/System	Mobile CIP Trolley		
Identification	B1-CIT 01 B1-CIT 02	Document	URS/CIT 02
Effective Date	31-03-2016	Revision	00



#### a. Block: Multiple Bacterial Block- HepB

Floor Ground floor

False ceiling height: 4000 mm

Physical condition of the room:

1. Class: EU Class "C"
2. Differential Pressure: 50 Pa
3. Temperature maintained: 22±2 °C
4. Relative Humidity: < 55%RH

### 7.2 AVAILABLE UTILITY

- Electricity: \_\_\_\_\_ (Report Requirement)
- Compressed air \_\_\_\_\_ (Report Requirement)

### 8.0 ABBREVIATION

#### List of abbreviations

Abbreviation	Definition
µS/cm	Micro Siemens per centimeter
CFR	Code of Federal Regulation
NPI	NNE Pharmaplan India
QA	Quality Assurance
SS	Stainless steel
URS	Users requirement specification
WHO	World Health Organization

### 9.0 REVISION INDEX

Revision	Date	Reason for revision
00	10-12-2015	First Draft for Client's Review

# HLL BIOTECH LIMITED, CHENNAI

## INTEGRATED VACCINES COMPLEX, CHENGALPATTU

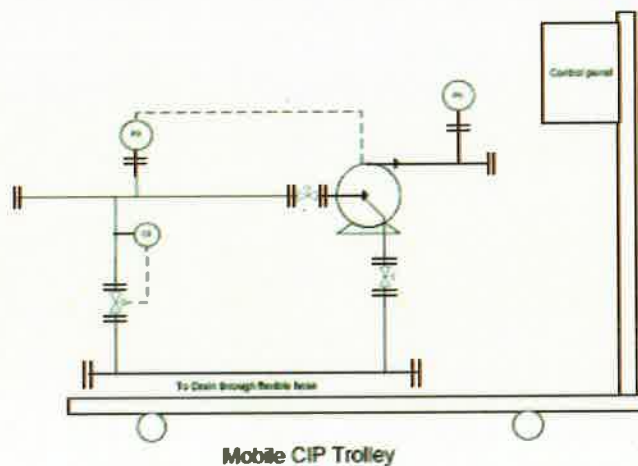
nne pharmaplarr

### User Requirement Specifications

Equipment/System	Mobile CIP Trolley		
Identification	B1-CIT 01 B1-CIT 02	Document	URS/CIT 02
Effective Date	31-03-2016	Revision	00



### URS Annexure 1: CIP trolley schematic



### URS Annexure 2: List of preferred make of components

SI.NO	COMPONENTS	MAKE
1.	Control Panel	Siemens/ Alan Bradley/ Mitshubishi
	<b>MECHANICAL</b>	
2.	Pressure gauge	WIKA/Denver/Negele
3.	Diaphragm valve(Manual)	GEMU / Burkert / Saunders/SED
4.	Conductivity sensor	Mettler Toledo/ E&H /Yokogawa
5.	Ball valve(Manual)	Modentic/Saunders/Alfa laval
6.	Centrifugal pump	Masterflex / Alfa Laval/ Grundfos
7.	Flexible hose	AB Synthetic/ AMI Polymer
	<b>PNEUMATIC</b>	
8.	Diaphragm valve(Automatic)	GEMU / Burkert / Saunders/SED
9.	Angle seat valve(Automatic)	GEMU / Burkert / Saunders/SED